

Investment Trackers



Stocks

yahoo!finance



This presentation is for the investors in our group. There are plenty of apps and web sites available for tracking your investments. We have a financial advisor whose company makes recommendations, and we pick stocks or funds from their suggestions. I use three sources for tracking our investments: Stocks, Yahoo Finance, and MarketBeat. The features I use on them are all free.

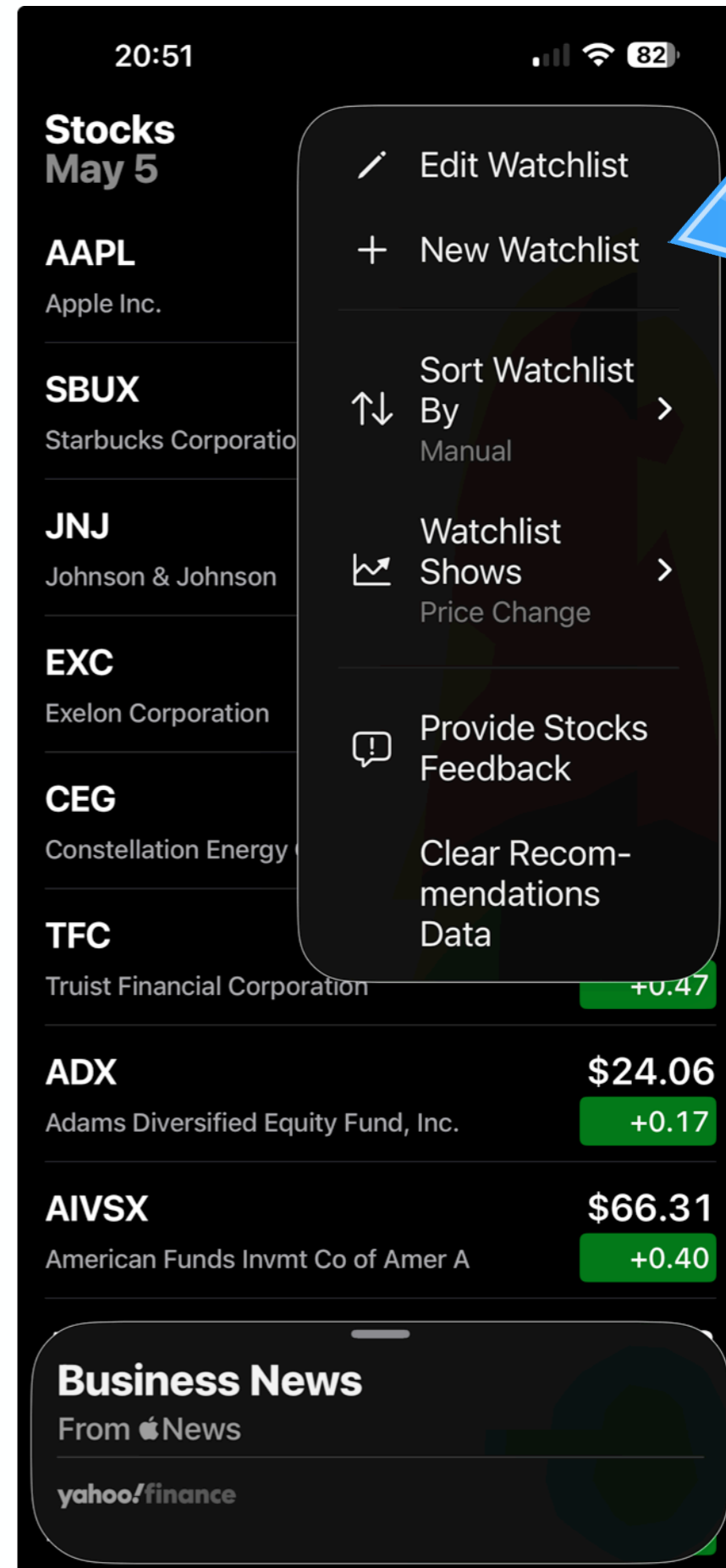
Stocks



Open Stocks on iPhone
Tap on the 3 dots
Select **+New Watchlist**

The one I check most often is the widget “Stocks.” Stocks is probably already on your iPhone and your Mac. If not, then it’s available in the App Store.

Open Stocks and tap on the three dots in the upper right. Select the menu item “New Watchlist.”



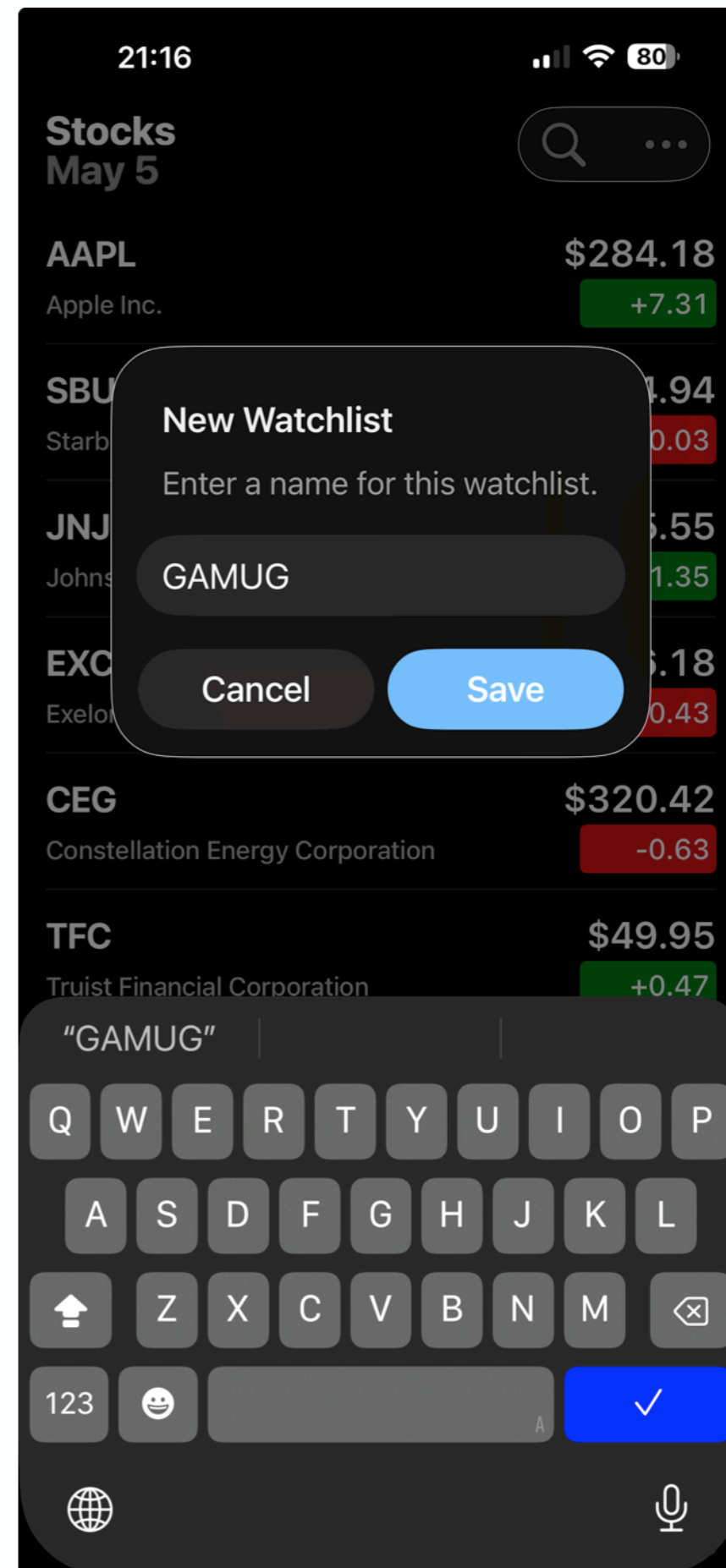
Stocks



Give the Watchlist a name (e.g., GAMUG)

Give the Watchlist a name. I'll call this demo "GAMUG."

You can create a separate Watchlist for different types of investments, such as Equities, Bonds, and Mutual Funds.



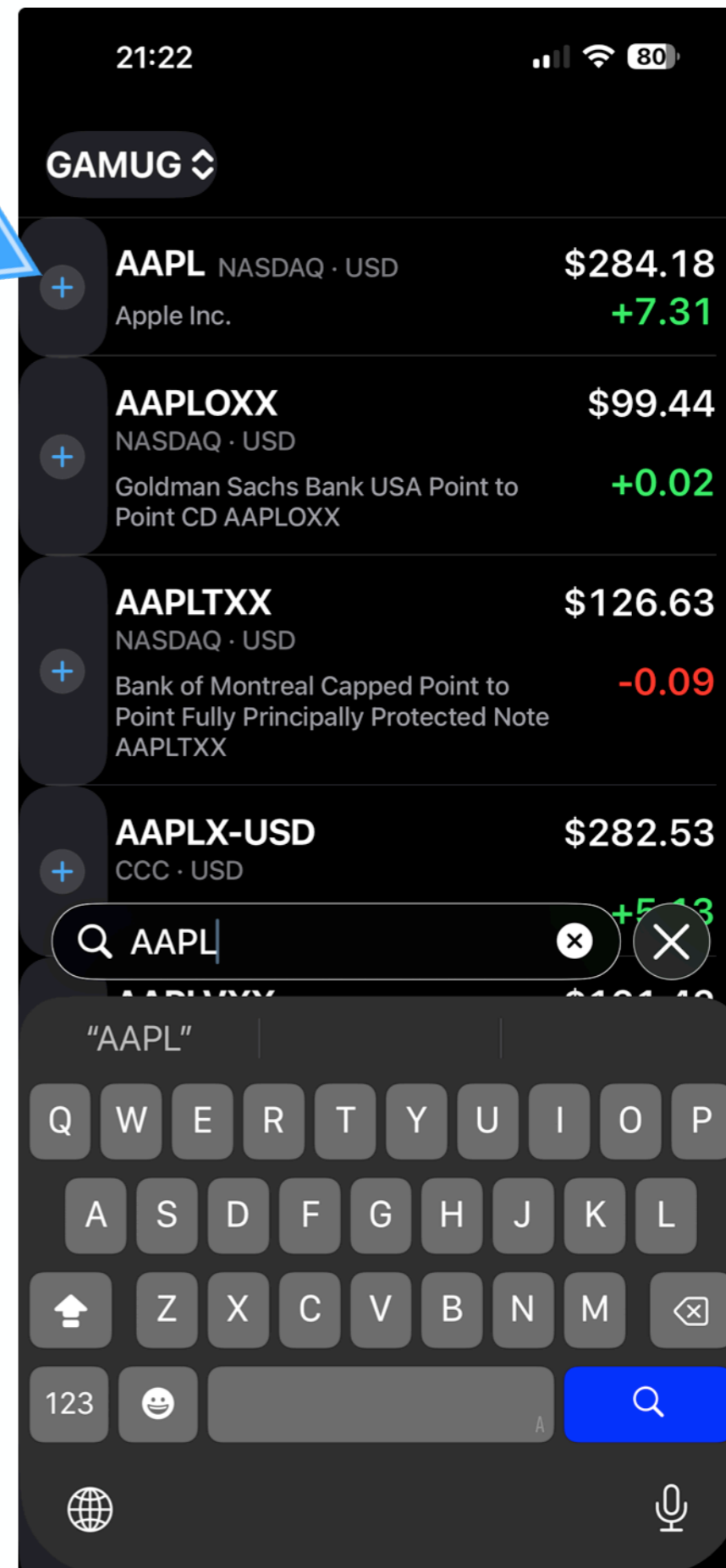
Stocks



Enter the name or symbol for the company you want to track



Now you're ready to add a company to the list by either the company's name or the stock symbol. I entered "AAPL," which is the symbol for Apple, Inc. Tap the plus sign next to the one we want, and Apple is added to the Watchlist.



Stocks



The GAMUG Watchlist with one stock added.

This is what our Watchlist looks like with one entry. You can add as many stocks as you want.

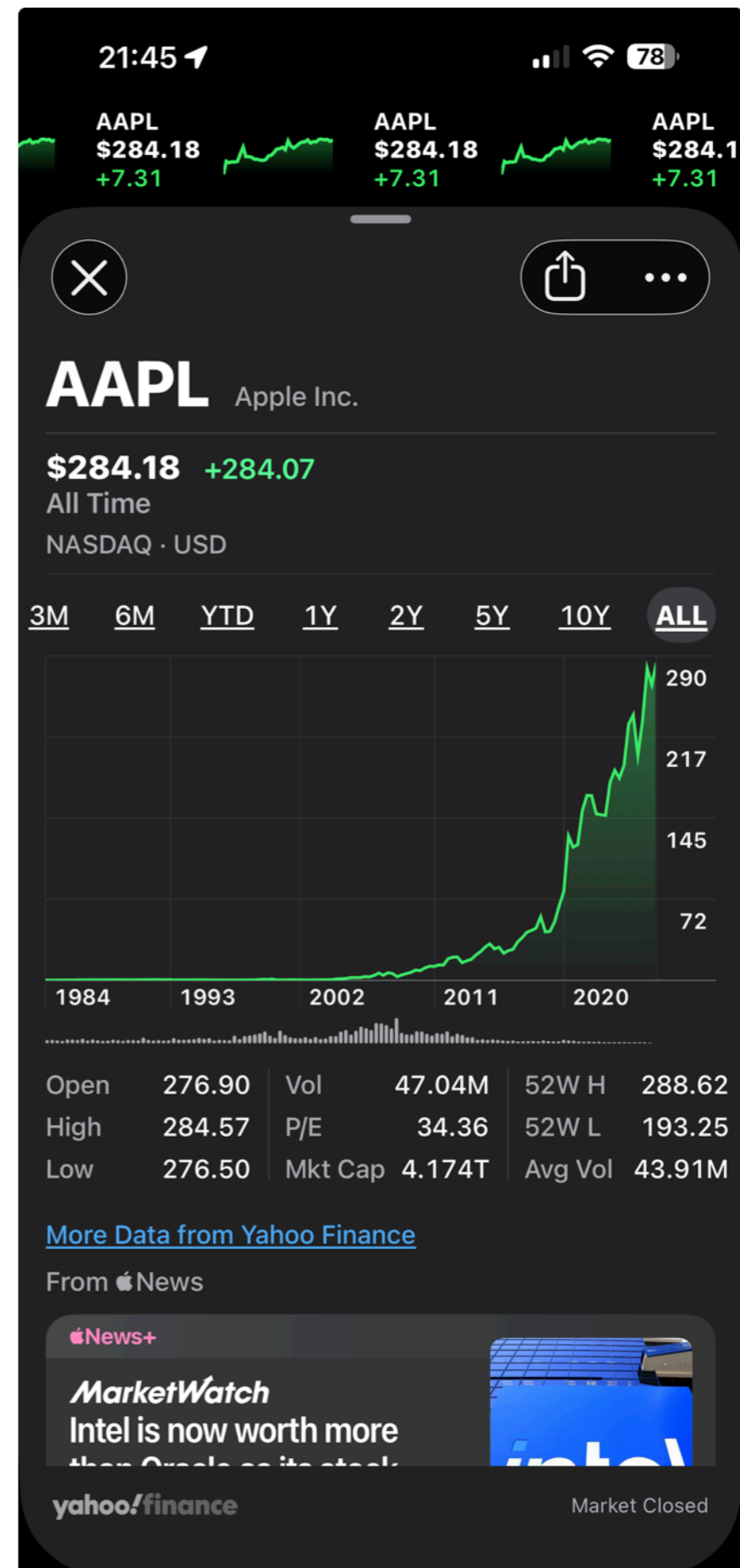


Stocks



Enter the name or symbol for the company you want to track

Tap on AAPL and investment information appears, including the current price of a share of Apple stock and how much the price rose or fell for the day. This screenshot is from a week ago. You can change the line graph to show Apple's market history—for just the current day to Apple's entire history since it went public in 1980.



<https://finance.yahoo.com/>

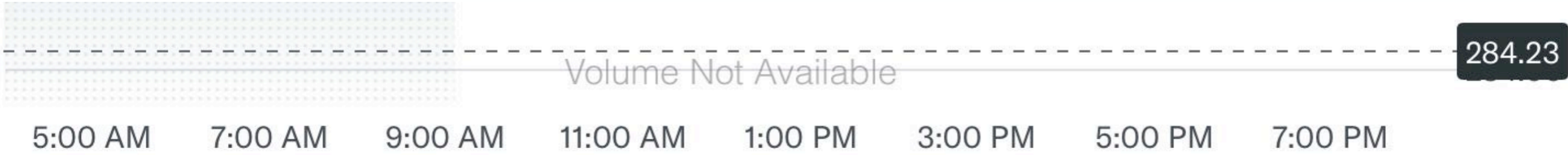
Enter the company name or stock symbol.

The screenshot shows the Yahoo Finance website interface. At the top, there is a browser window with the address bar displaying 'finance.yahoo.com'. Below the browser window, the Yahoo Finance logo is on the left, followed by a search bar with the placeholder text 'Search for news, tickers or companies'. To the right of the search bar are a notification bell icon, a 'Mail' button, and a 'Sign in' button. Below the search bar, there is a section for 'US Markets' with a dropdown arrow. This section displays four market indices: S&P Futures (7,304.00, +16.75 +0.23%), Dow Futures (49,516.00, +101.00 +0.20%), Nasdaq Futures (28,275.25, +139.25 +0.49%), and Russell 2000 Futu (2,856.90, +4.00 +0.14%). Each index is accompanied by a small line chart showing its recent performance.

Yahoo/Finance is a web site. It's free to use though you can create an account to get more features. I check Yahoo/Finance because I think it has better news reports than the Stocks app.

<https://finance.yahoo.com/>

Yahoo Finance news article



News headlines

Apple's recent Q2 FY2026 results show **\$111.2 billion** in revenue, a **17% YoY increase**, and **\$29.6 billion** in net income. The company is also navigating supply chain challenges and a significant legal settlement whil...

Updated 11m ago · Powered by Yahoo Scout

[View more](#)

Previous Close	284.23	Market Cap (intraday)	4.223T
Open	281.92	Beta (5Y Monthlv)	1.07


A week ago Apple stock rose by more than \$7. I scrolled down the page and learned the company had better-than-expected quarterly earnings—more than \$111 billion. The report made investors optimistic, so they bought Apple shares, causing the price/share to increase.

In Safari I created folder called Investments, and the Yahoo Finance page for each equity we own has its own tab. The web site is easier to navigate on my Mac than on my iPhone.



<https://www.marketbeat.com>

A screenshot of the MarketBeat website header. At the top, a dark blue bar displays stock tickers: "0.63 (+6.33%)", "MU 631.67 (-1.33%)", "F 12.09 (+3.38%)", "T 25.86 (-0.16%)", "GE 302.22 (+5.42%)", "PYPL 47.36 (+1.88%)", and "PLTR". Below this is the MarketBeat logo and a search bar with the placeholder text "Search stocks, news, and tools...". A navigation menu below the search bar includes "Research Tools", "Market Data", "Stock Lists", and "Headlines".



The last item I'll talk about is another web site called MarketBeat. You can create an account, though I just use it to check dividends, which is available at no cost.

We have reached the age when we are more interested in income than in growth. MarketBeat tells when a company will pay its next dividend, how much the dividend will be per share, and the company's dividend history.

Apple (AAPL) Stock Price, News & Analysis



\$286.47 +2.29 (+0.81%)

As of 10:17 AM Eastern ⓘ

Stock Analysis

Analyst Forecasts

Chart

Competitors

Dividend

Earnings

Financials

Headlines



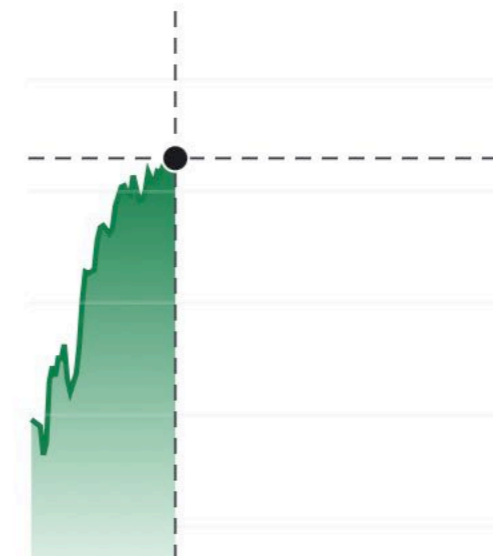
About Apple Stock (NASDAQ:AAPL)

Company Overview

Apple Inc. (NASDAQ: AAPL) is a multinational technology company headquartered in Cupertino, California, founded in 1976 by Steve Jobs, Steve Wozniak and Ronald Wayne. The company designs, develops and sells consumer electronics, software and services. Over its history Apple has evolved from personal computers to a broad portfolio that spans mobile

1 DAY 5 DAYS 30 D/

\$286.57 +1.66% (1D)



The page for any given stock has a sidebar where one of the items is “Dividend.” Select that item and the Dividend page opens—in this case Apple.

Stock Analysis

Analyst Forecasts

Chart

Competitors

Dividend

Earnings

Financials

Headlines

Insider Trades

Options Chain

Apple Dividend Summary

DIVIDEND YIELD

0.36%

ANNUAL DIVIDEND

\$1.04

NEXT
DIVIDEND PAYMENT

MAY. 14

DIVIDEND INCREASE
TRACK RECORD

14 Years

ANNUALIZED 5-YEAR
DIVIDEND GROWTH

4.98%

DIVIDEND PAYOUT
RATIO

12.58%

Apple (AAPL) pays dividend of **\$1.04** | dividend yield of **0.36%** | quarterly payment: **share** is scheduled **May 14**, to investors stock before the end of **Monday, May 11**. its dividend for **14 years**, with an average increase of **4.98%** years. The company out **12.58%** of its earnings.

On May 14 the company will pay the quarterly dividend. Notice the \$1.04 is the annual dividend, so divide that amount by four.

Questions?



Stocks

yahoo!finance

